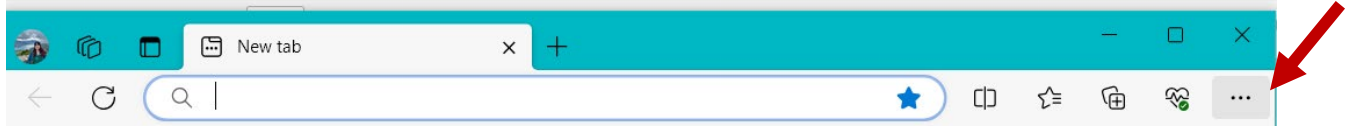


How to Disable Pop-Up Blockers to Access MCIR

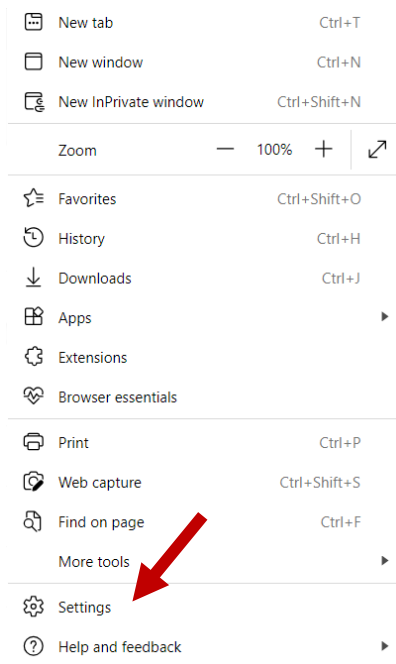
The MCIR system utilizes pop-up windows which are necessary for full MCIR functionality, such as new person record creation. This document is intended to be a guideline to disable pop-up blockers in the three most common browsers.

Microsoft Edge

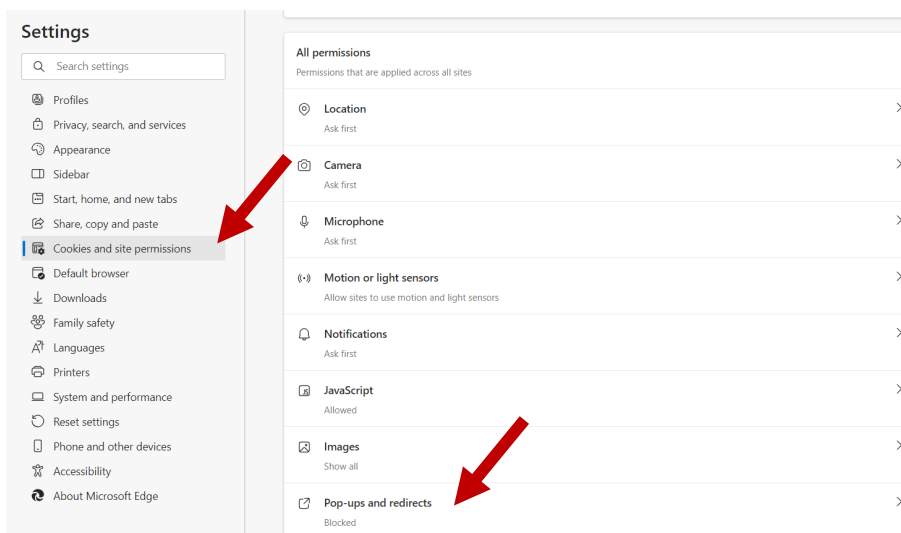
1. Click the three dots in the top right corner of the browser.



2. Select Settings in the drop-down menu.



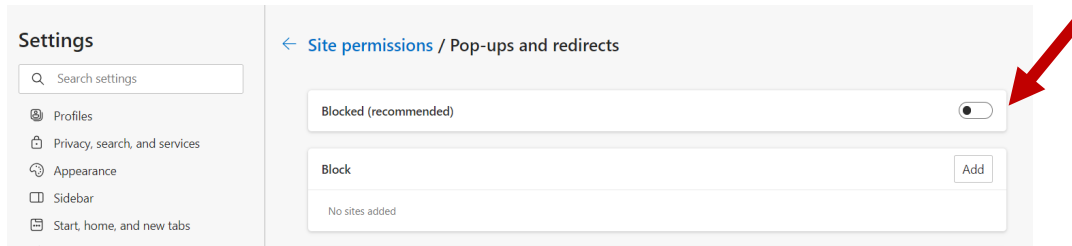
3. Select Cookies and site permissions on the left-hand menu. Under All Permissions, click Pop-ups and redirects.



Need Help using MiLogin? Contact DTMB Client Services 1-877-932-6424

Need Help with MCIR? Contact MCIR Help Desk 1-888-243-6652

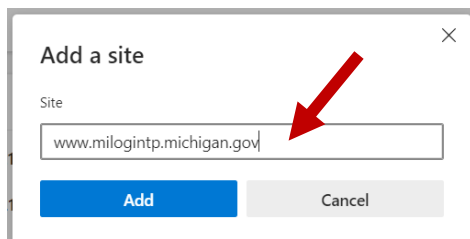
- Toggle the switch next to Blocked to the Off position. Note: the button will be blue if the pop-up blocker is on.



- If you only want to disable pop-ups for MCIR and not disable ALL pop-ups, you can add a specific site. Leave the switch next to Blocked in the On position. Under Allow, click Add.




- Enter www.milogintp.michigan.gov and click Add.

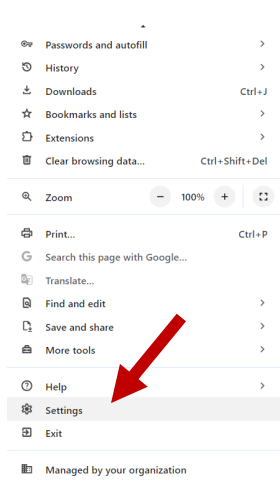


Google Chrome

- Click the 3 dots in the top left corner.



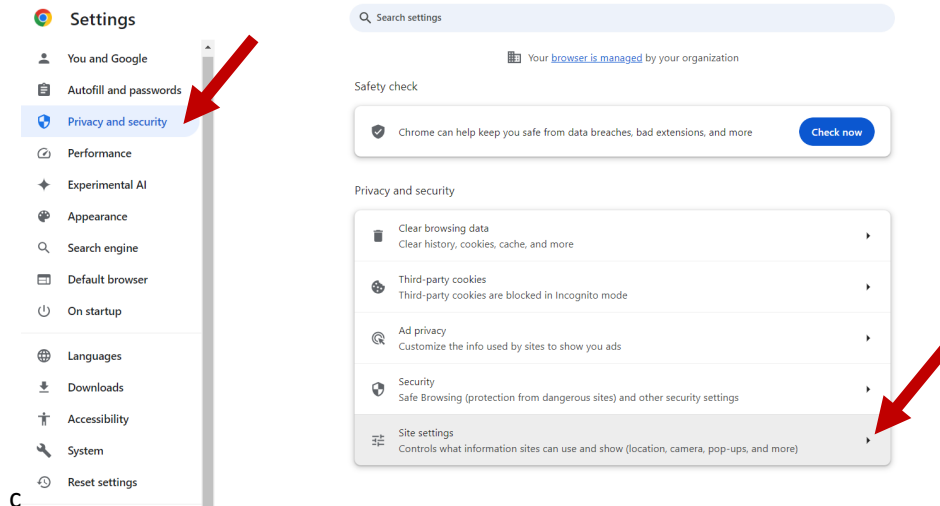
- Select Settings in the drop-down menu.



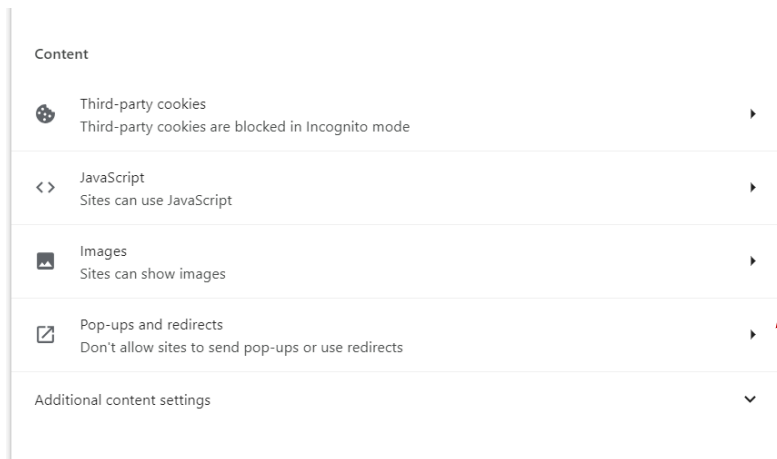
Need Help using MiLogin? Contact DTMB Client Services 1-877-932-6424

Need Help with MCIR? Contact MCIR Help Desk 1-888-243-6652

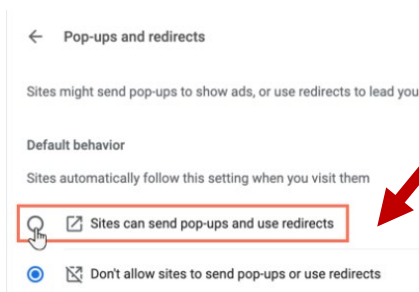
3. Select Privacy and security on the left-hand side and then Site Settings.



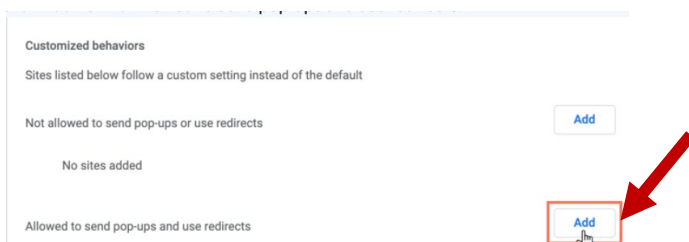
4. Scroll down to Content and select Pop-ups and redirects.



5. Under Default behavior, select Sites can send pop-ups and use redirects.



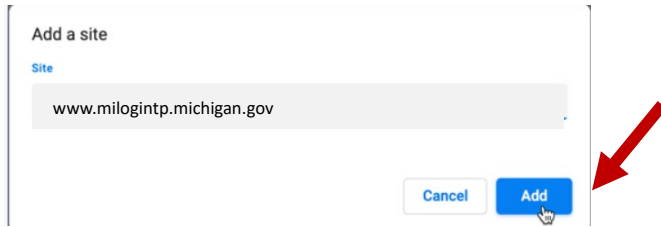
6. If you only want to disable pop-ups for MCIR and not disable them for all sites, click Add next to Allowed to send pop-ups and use redirects.



Need Help using MiLogin? Contact DTMB Client Services 1-877-932-6424


Need Help with MCIR? Contact MCIR Help Desk 1-888-243-6652

7. Enter in www.milogintp.michigan.gov and click Add.

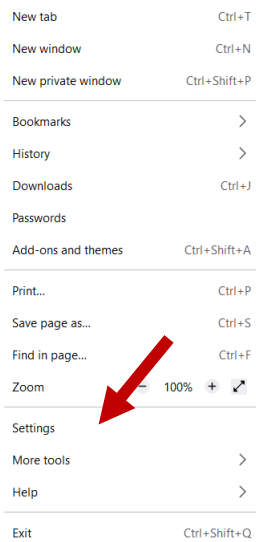


Firefox

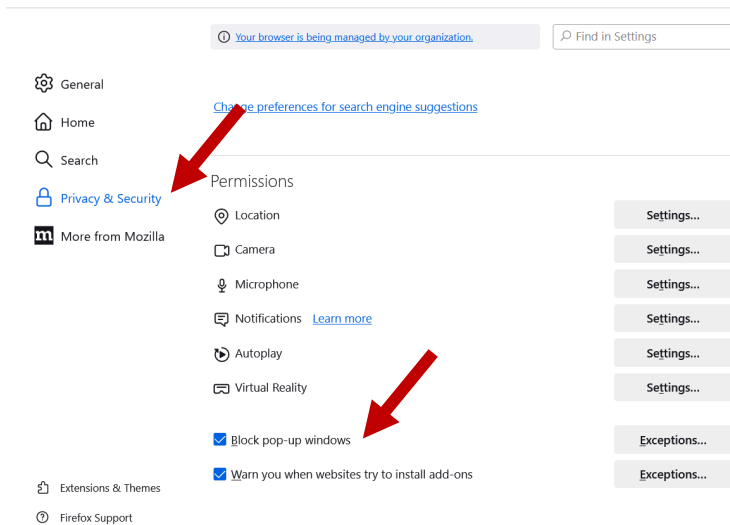
1. Select the three lines in the top left corner.



2. Select Settings in the drop-down menu.



3. Select Privacy & Security on the left-hand side. Uncheck the box next to Block pop-up windows.



Need Help using MiLogin? Contact DTMB Client Services 1-877-932-6424

Need Help with MCIR? Contact MCIR Help Desk 1-888-243-6652

4. If you only want to disable pop-ups for MCIR and not disable them for all sites, click Exception next to Block pop-up windows. Enter www.milogintp.michigan.gov then click Allow, then Save Changes.

Allowed Websites - Pop-ups

You can specify which websites are allowed to open pop-up windows. Type the exact address of the site you want to allow and then click Allow.

Address of website

Allow

Website	Status
---------	--------

Remove Website Remove All Websites

Save Changes Cancel

Need Help using MiLogin? Contact DTMB Client Services 1-877-932-6424

Need Help with MCIR? Contact MCIR Help Desk 1-888-243-6652