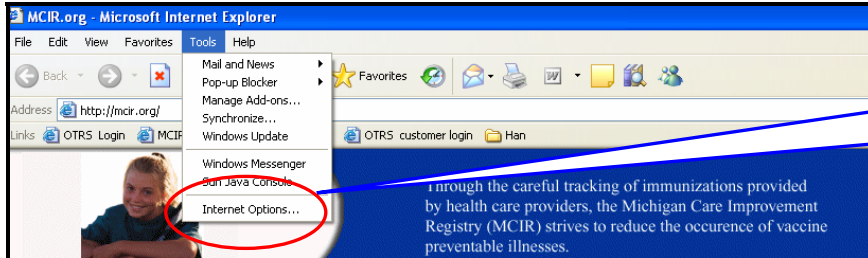
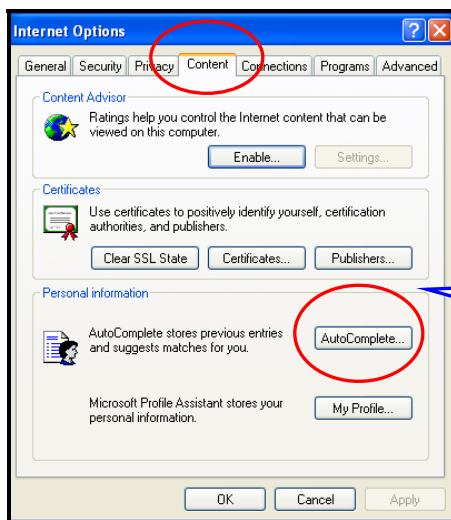


## How to Clear Stored Passwords in Internet Explorer

For utmost security, it is not advised to automatically store your SSO/MCIR Password in your internet browser. Follow these directions to clear any stored passwords.

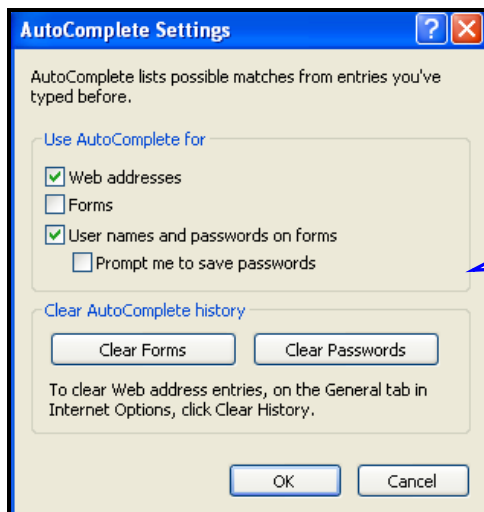


1. Go to the Tools pull-down menu. Choose Internet Options.



2. Click on the Content tab.

3. In the Personal information section, click the AutoComplete button.



4. Uncheck the box in front of (Use AutoComplete for) "User names and passwords on forms."

5. Click the Clear Passwords button, then click OK.

6. Click the OK button on the AutoComplete Settings window.

7. Click Apply button, then the OK button on the Internet Options window.